

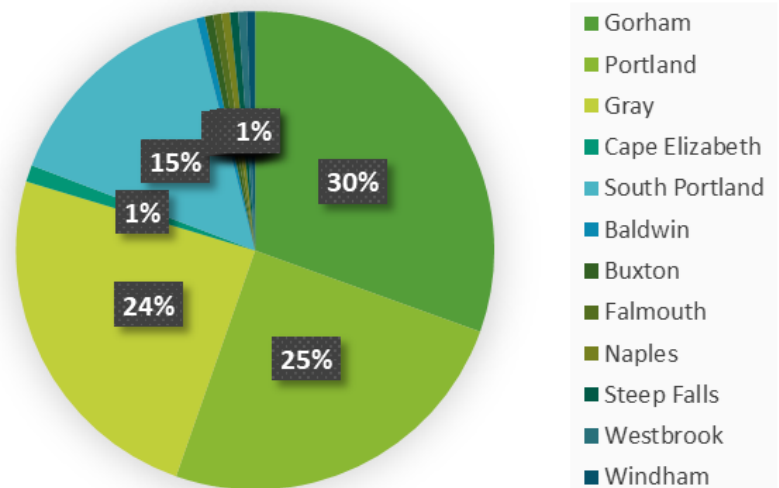
# Community Agriculture Planning Survey Results

## OVERVIEW

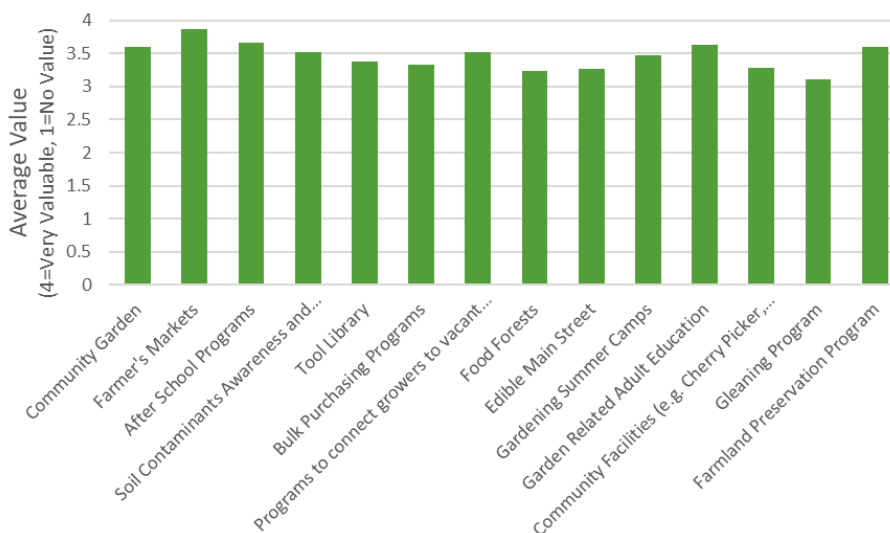
This survey sought to obtain input from 4 communities, Gray, Gorham, Portland, and South Portland as to what community agriculture programs would be of most value.

This data will be used to guide the development of community agriculture plans in these 4 communities.

## Community Responses



Average Value of Community Agriculture Programs



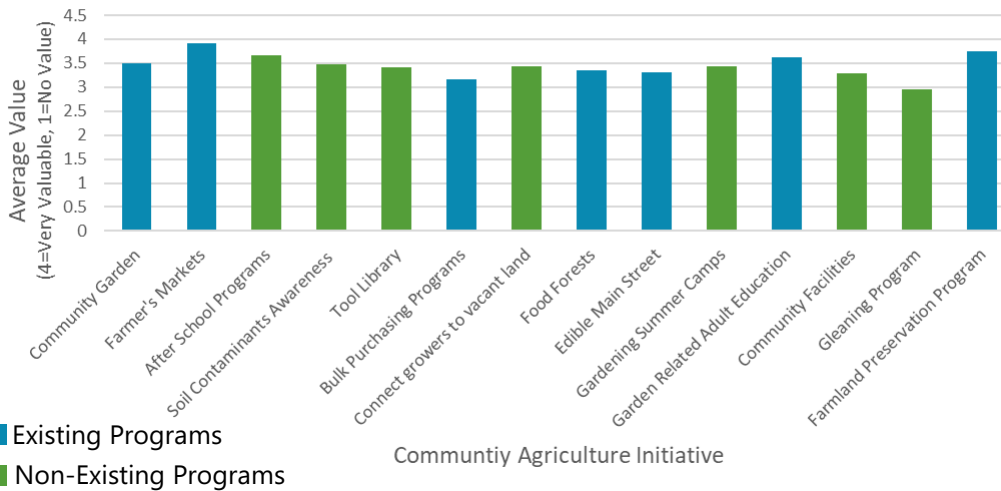
Community Agriculture Initiative

## Additional Program Suggestions

- Curbside Composting
- Farmland Tours
- CSA
- Budget Assistance
- Plant/ seed trade
- Cooperative bee yard
- Free education programs
- Free pick gardens

# Gorham Specific Results

## Average Value of Community Agriculture Programs For Gorham

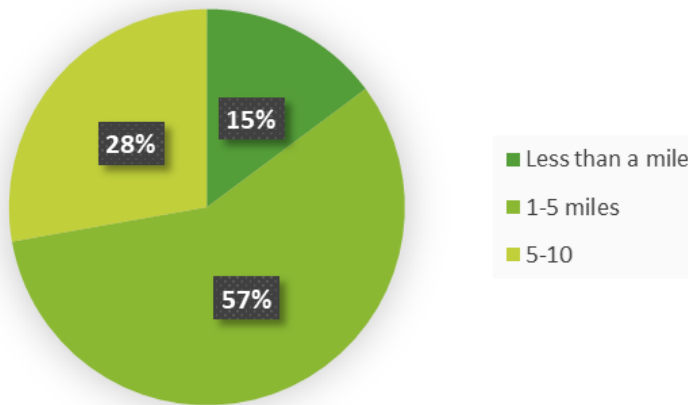


Locally Sourced Produce Value

4.7

Where 1= no value and 5=high value

## Distance Traveled for Produce



## Community Organizations

- Scouts Groups
- Gardening Clubs
- Senior Homes
- Local Nonprofits
- Downtown /
- Village alliance
- Schools
- Adult Education Programs

## Additional Comments

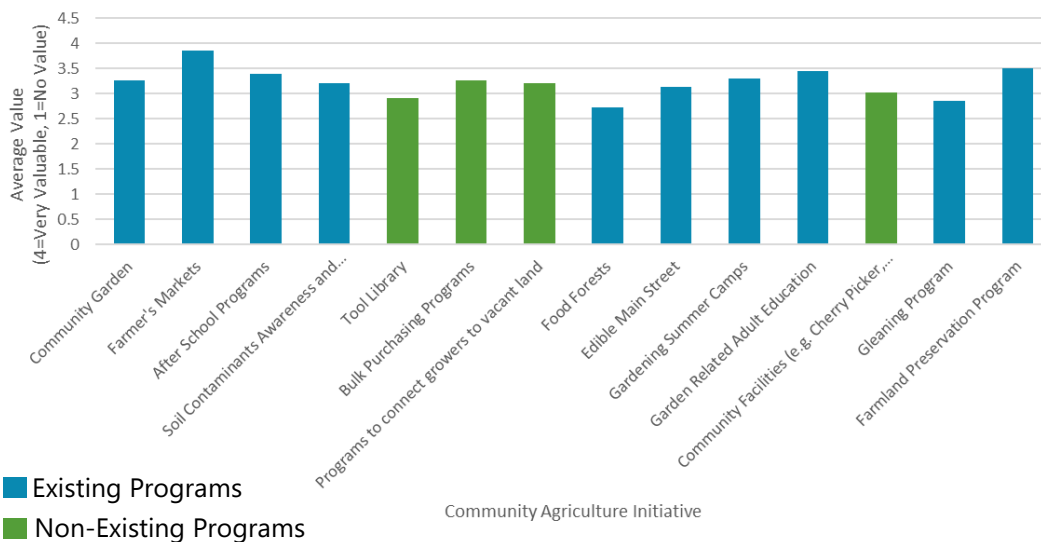
- I love seeing community gardens in Robie Park.
- 4-H Programs & Maine Foodscapes
- The community facilities with canning equipment program looks awesome!
- We need more open space deducted to community-based agriculture in the village
- We need to stop developing farm land and help them to survive.
- More space and parking for farmers market

## Awareness of Existing Programs

- 44% Community Gardens
- 91% Famers Markets
- 26% Food forests
- 69% Edible Main Street
- 13% Afterschool Garden Programs
- 0% Ag/Gardening Summer Camps
- 28% Garden Related Adult Education
- 7% Soil Contaminants Resources
- 0% Tool Library
- 0% Community Facilities
- 0% Gleaning Program
- 2% Bulk Purchasing Program
- 17% Farmland Preservation Program
- 0% Connecting Growers to Land
- 2% Not Aware of Existing Programs

# Gray Specific Results

Average Value of Community Agriculture Programs For Gray

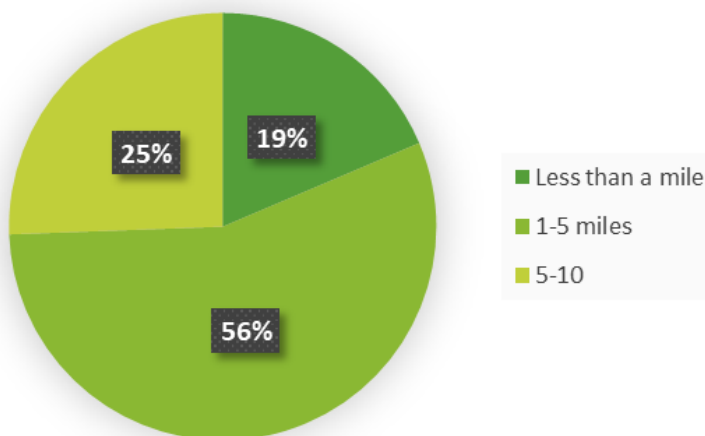


Locally Sourced Produce Value

4.4

Where 1= no value and 5=high value

## Distance Traveled for Produce



## Community Organizations

- Scouts Groups
- Youth Groups
- Gardening Clubs
- Senior Homes
- Local Nonprofits
- Downtown / Village alliance
- Schools
- Adult Education Programs

## Additional Comments

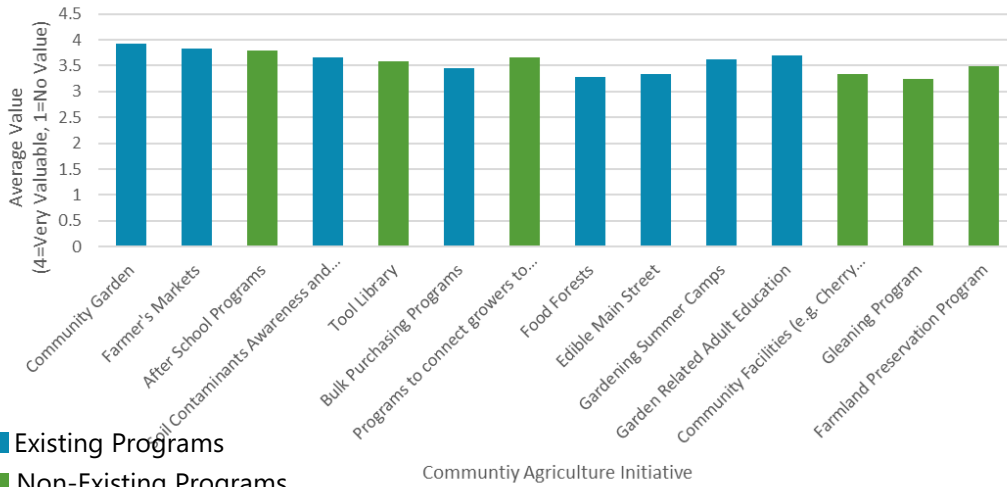
- I would love to see the farmers market grow and other programs to keep produce local!
- Find a way to connect school curriculum to local food sources and related agricultural issues.
- Tours of farmlands, lectures on how they grow their produce, what works- what doesn't, work directly with the farmer /collaboration,
- Youth education in gardening and food production. The garden harvest donated to food pantry. Youth involvement in every step of the process from planting seeds to distributing the food.

## Awareness of Existing Programs

- 9% Community Gardens
- 86% Famers Markets
- 26% Food forests
- 2% Edible Main Street
- 5% Afterschool Garden Programs
- 2% Ag/Gardening Summer Camps
- 26% Garden Related Adult Education
- 5% Soil Contaminants Resources
- 0% Tool Library
- 0% Community Facilities
- 5% Gleaning Program
- 0% Bulk Purchasing Program
- 7% Farmland Preservation Program
- 0% Connecting Growers to Land
- 7% Not Aware of Existing Programs

# South Portland Specific Results

Average Value of Community Agriculture Programs For South Portland

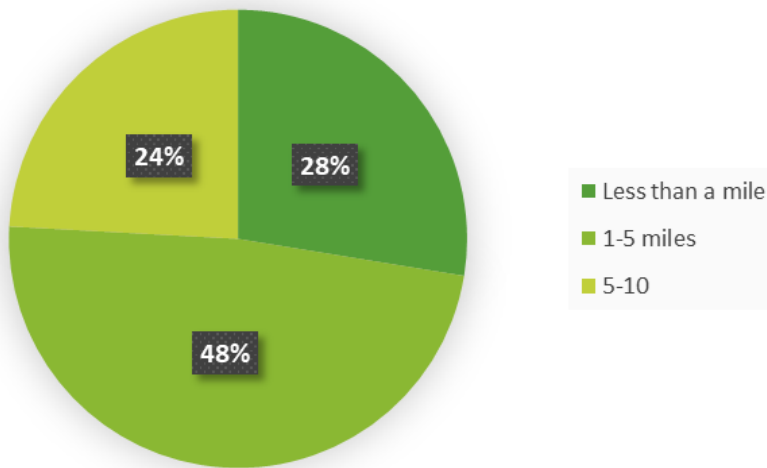


Locally Sourced Produce Value

4.4

Where 1= no value and 5=high value

## Distance Traveled for Produce



## Community Organizations

- Scouts Groups
- Youth Groups
- Gardening Clubs
- Senior Homes
- Local Nonprofits
- Downtown / Village alliance
- Schools
- Adult Education Programs

## Additional Comments

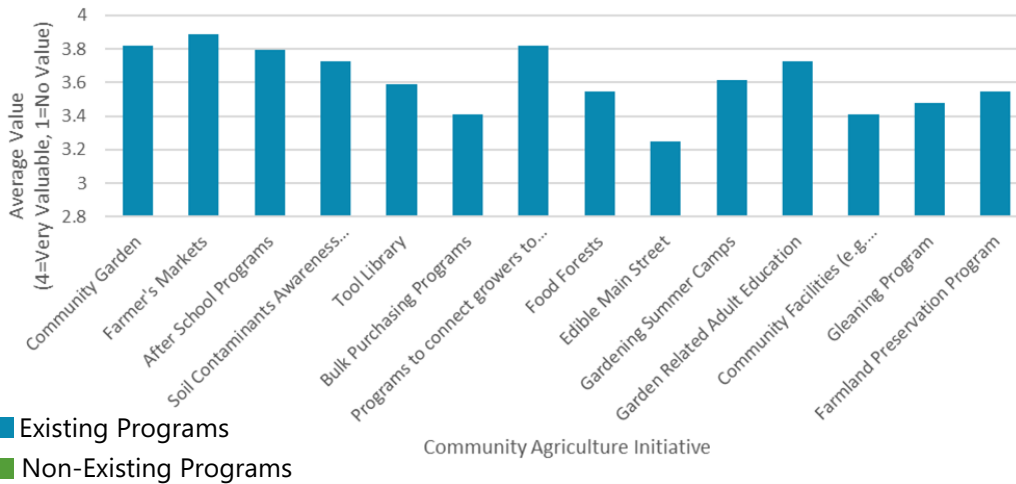
- South Portland would greatly benefit from more of these in our city, paired with the plans to expand and preserve green space.
- We need to change planning rules to easily allow for the construction of community gardens and the planting of edible forests
- I'd love to see a fruit and berry plant/tree exchange.
- I really think SoPo districts 4 and 5 would really benefit from community gardens and public food forests to help access and education regarding food security. These districts are also most lacking in access to parks and green space, and finding ways to create and welcome all to these spaces would be invaluable.

## Awareness of Existing Programs

- 83% Community Gardens
- 93% Farmers Markets
- 21% Food forests
- 7% Edible Main Street
- 3% Afterschool Programs
- 7% Ag/Gardening Summer Camps
- 21% Garden Related Adult Education
- 10% Soil Contaminants Resources
- 7% Tool Library
- 0% Community Facilities
- 0% Gleaning Program
- 10% Bulk Purchasing Program
- 3% Farmland Preservation Programs
- 0% Connecting Growers to Land
- 10% Not Aware of Existing Programs

# Portland Specific Results

## Average Value of Community Agriculture Programs For Portland

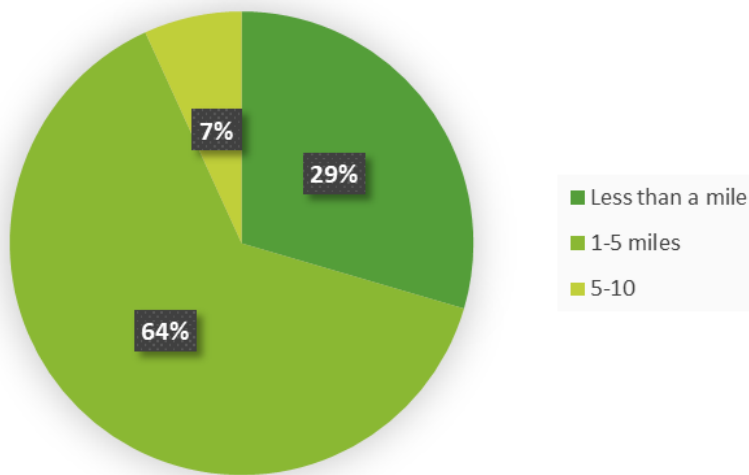


Locally Sourced Produce Value

4.8

Where 1= no value and 5=high value

## Distance Traveled for Produce



## Community Organizations

- Scouts Groups
- Youth Groups
- Gardening Clubs
- Senior Homes
- Local Nonprofits
- Downtown / Village alliance
- Schools
- Adult Education Programs

## Additional Comments

- More community garden space (wait lists are years long), more secure access to cut down on stealing/vandalism.
- I'd love to see gardening incorporated into K through 6 science classes in Portland (not just as an after school program).
- Plant and seed swap.
- Pollinator habitat creation and maintenance.

## Awareness of Existing Programs

- 98% Community Gardens
- 100% Farmers Markets
- 45% Food forests
- 7% Edible Main Street
- 27% Afterschool Programs
- 18% Ag/Gardening Summer Camps
- 36% Garden Related Adult Education
- 39% Soil Contaminants Resources
- 45% Tool Library
- 2% Community Facilities
- 23% Gleaning Program
- 11% Bulk Purchasing Program
- 16% Farmland Preservation Programs
- 9% Connecting Growers to Land
- 0% Not Aware of Existing Programs

# Portland Community Agriculture Planning

161  
Responses

08:44  
Average time to complete

Active  
Status

## 1. Food Forest

💡 Insights

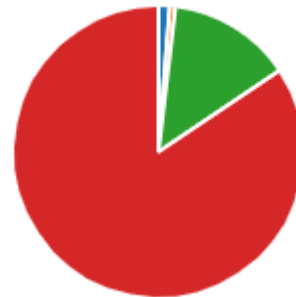
|        |     |
|--------|-----|
| ● None | 8   |
| ● Less | 2   |
| ● Same | 5   |
| ● More | 146 |



## 2. Community Gardens

💡 Insights

|        |     |
|--------|-----|
| ● None | 2   |
| ● Less | 1   |
| ● Same | 22  |
| ● More | 135 |



## 3. Open Harvest Gardens

💡 Insights

|        |     |
|--------|-----|
| ● None | 7   |
| ● Less | 5   |
| ● Same | 22  |
| ● More | 124 |



### 4. Edible Main Street Plantings

💡 Insights

|        |     |
|--------|-----|
| ● None | 11  |
| ● Less | 2   |
| ● Same | 17  |
| ● More | 128 |

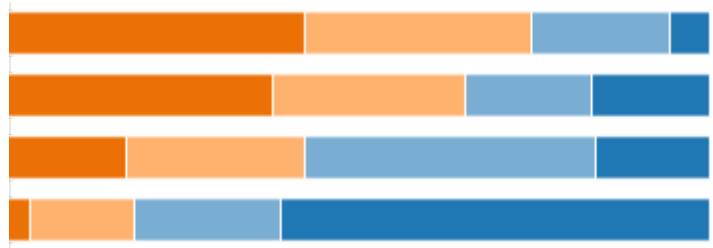


### 5. Rank the need for these plantings in your community.

**Rank Options**

|   |                     |
|---|---------------------|
| 1 | Food Forest         |
| 2 | Community Garden    |
| 3 | Open Harvest Garden |
| 4 | Edible Main Street  |

First choice    Last choice



### 6. Community Composting

💡 Insights

|        |     |
|--------|-----|
| ● None | 4   |
| ● Less | 0   |
| ● Same | 23  |
| ● More | 133 |



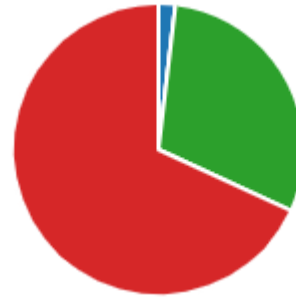
### 7. Land Linking

|        |     |
|--------|-----|
| ● None | 5   |
| ● Less | 1   |
| ● Same | 20  |
| ● More | 134 |



### 8. CSA- Community Supported Agriculture

|        |            |     |
|--------|------------|-----|
|        | 💡 Insights |     |
| ● None |            | 3   |
| ● Less |            | 0   |
| ● Same |            | 48  |
| ● More |            | 109 |



### 9. Gleaning & Foraging

|        |            |     |
|--------|------------|-----|
|        | 💡 Insights |     |
| ● None |            | 3   |
| ● Less |            | 0   |
| ● Same |            | 25  |
| ● More |            | 132 |



### 10. Farmer's Market

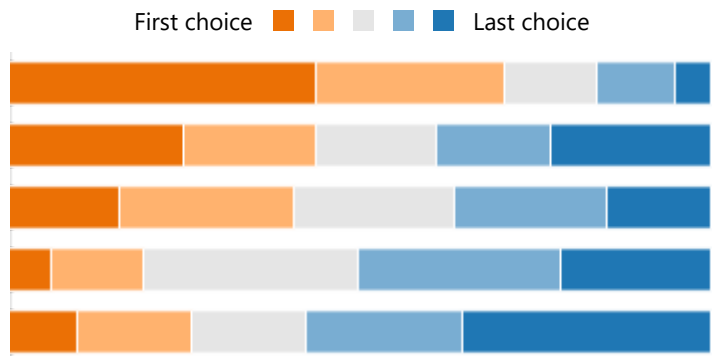
|        |            |    |
|--------|------------|----|
|        | 💡 Insights |    |
| ● None |            | 0  |
| ● Less |            | 1  |
| ● Same |            | 63 |
| ● More |            | 96 |



### 11. Rank the need for these community agriculture programs in your community.

**Rank Options**

- 1 Composting
- 2 Farmer's Markets
- 3 Land Linking
- 4 CSA
- 5 Gleaning & Foraging





### 12. Tool Library

|      |     |
|------|-----|
| None | 8   |
| Less | 2   |
| Same | 36  |
| More | 111 |

💡 Insights



### 13. Commercial Kitchen

|      |    |
|------|----|
| None | 10 |
| Less | 2  |
| Same | 67 |
| More | 77 |

💡 Insights



### 14. Meat/Animal Processing Facilities

|      |    |
|------|----|
| None | 26 |
| Less | 15 |
| Same | 63 |
| More | 51 |

💡 Insights



### 15. Community Volunteer Network

|      |     |
|------|-----|
| None | 1   |
| Less | 1   |
| Same | 39  |
| More | 119 |

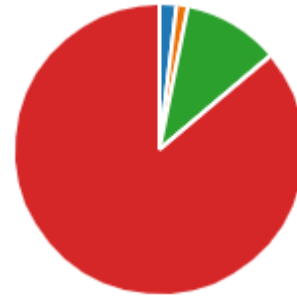
💡 Insights



### 16. Micro-Grants

💡 Insights

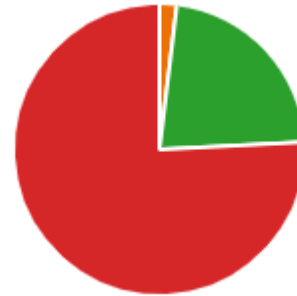
|      |     |
|------|-----|
| None | 3   |
| Less | 2   |
| Same | 17  |
| More | 137 |



### 17. Bulk Purchasing

💡 Insights

|      |     |
|------|-----|
| None | 0   |
| Less | 3   |
| Same | 35  |
| More | 119 |



### 18. Cold Storage

💡 Insights

|      |    |
|------|----|
| None | 10 |
| Less | 4  |
| Same | 69 |
| More | 69 |



### 19. Seed Bank

💡 Insights

|      |     |
|------|-----|
| None | 4   |
| Less | 0   |
| Same | 25  |
| More | 127 |



## 20. Soil Testing Equipment

💡 Insights

|        |     |
|--------|-----|
| ● None | 5   |
| ● Less | 1   |
| ● Same | 32  |
| ● More | 118 |



## 21. Institutional Purchasing of Local Foods

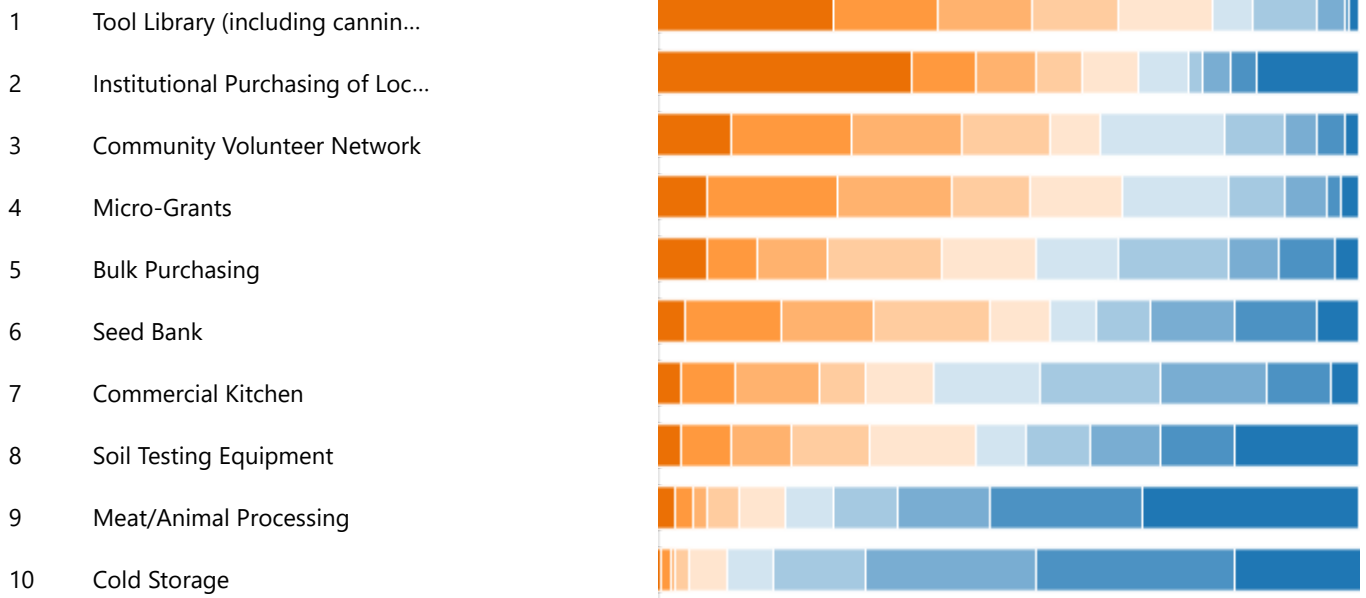
|        |     |
|--------|-----|
| ● None | 4   |
| ● Less | 0   |
| ● Same | 7   |
| ● More | 150 |



## 22. Rank the need for these resources in your community

**Rank Options**

First choice ■ ■ ■ ■ ■ ■ ■ ■ ■ ■ ■ ■ ■ Last choice



### 23. Adult Education Programs

|                                            |     |
|--------------------------------------------|-----|
| <span style="color: blue;">●</span> None   | 0   |
| <span style="color: orange;">●</span> Less | 0   |
| <span style="color: green;">●</span> Same  | 29  |
| <span style="color: red;">●</span> More    | 130 |



### 24. Youth Education Programs

|                                            |     |
|--------------------------------------------|-----|
| <span style="color: blue;">●</span> None   | 0   |
| <span style="color: orange;">●</span> Less | 0   |
| <span style="color: green;">●</span> Same  | 13  |
| <span style="color: red;">●</span> More    | 147 |



### 25. Soil Contamination Outreach and Support

|                                            |                                              |     |
|--------------------------------------------|----------------------------------------------|-----|
| <span style="color: blue;">●</span> None   | <span style="color: grey;">●</span> Insights | 0   |
| <span style="color: orange;">●</span> Less |                                              | 3   |
| <span style="color: green;">●</span> Same  |                                              | 18  |
| <span style="color: red;">●</span> More    |                                              | 139 |



### 26. Soil Health Outreach

|                                            |                                              |     |
|--------------------------------------------|----------------------------------------------|-----|
| <span style="color: blue;">●</span> None   | <span style="color: grey;">●</span> Insights | 0   |
| <span style="color: orange;">●</span> Less |                                              | 1   |
| <span style="color: green;">●</span> Same  |                                              | 23  |
| <span style="color: red;">●</span> More    |                                              | 135 |



### 27. Events

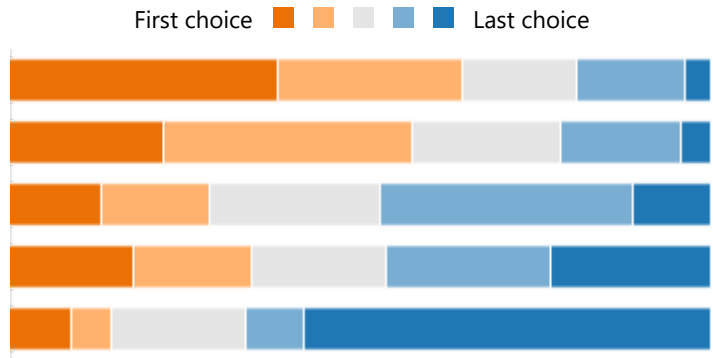
|                                                                                            |     |
|--------------------------------------------------------------------------------------------|-----|
|  Insights |     |
|  None      | 0   |
|  Less      | 3   |
|  Same      | 33  |
|  More      | 121 |



### 28. Rank the community agricultural education needs in your community

**Rank Options**

|   |                    |
|---|--------------------|
| 1 | Youth Education    |
| 2 | Adult Education    |
| 3 | Soil Health        |
| 4 | Soil Contamination |
| 5 | Events             |









### 29. Please share anything else here:

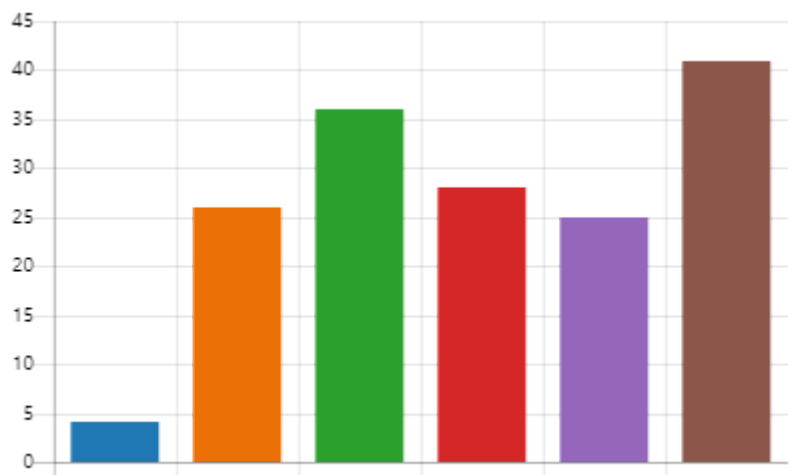
44

Responses

Latest Responses

### 30. How old are you?

|                                                                                          |    |
|------------------------------------------------------------------------------------------|----|
|  18-24 | 4  |
|  25-34 | 26 |
|  35-44 | 36 |
|  45-54 | 28 |
|  55-64 | 25 |
|  65+   | 41 |



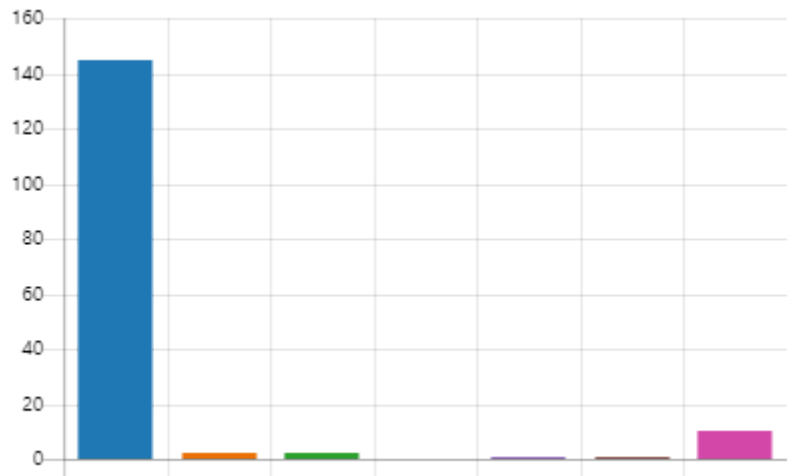
### 31. What is your gender?

|                   |     |
|-------------------|-----|
| Female            | 117 |
| Male              | 31  |
| Non-binary        | 2   |
| Prefer not to say | 8   |
| Other             | 1   |



### 32. Which best describes you?

|                                    |     |
|------------------------------------|-----|
| White or European descent          | 145 |
| Latina/Latino/Latinx               | 2   |
| Black or African American          | 2   |
| First Nations or Indigenous to ... | 0   |
| Asian or Southeast Asian           | 1   |
| Middle Eastern or Arab             | 1   |
| Prefer no to say                   | 10  |



### 33. Where do you live?

💡 Insights

|          |     |
|----------|-----|
| Portland | 140 |
| Other    | 15  |



### 34. Which neighborhood do you live in?

|                        |    |
|------------------------|----|
| ● Munjoy Hill          | 13 |
| ● West End             | 18 |
| ● Oakdale              | 13 |
| ● Bayside/East Bayside | 2  |
| ● Parkside             | 7  |
| ● St. John's Valley    | 1  |
| ● Libbytown            | 18 |
| ● Rosemont             | 5  |
| ● Deering Center       | 3  |
| ● Back Cove            | 8  |
| ● North Deering        | 9  |
| ● Riverton             | 6  |
| ● Nason's Corner       | 2  |
| ● Stroudwater          | 21 |
| ● Other                | 13 |

